

USER GUIDE

P-Tap

Charger

ANTON
BAUER®



8475-0142- P-Tap Charger

Original Instructions:

English

All rights reserved throughout the world. No part of this document may be stored in a retrieval system, transmitted, copied or reproduced in any way, including, but not limited to, photocopy, photograph, magnetic or other record without the prior agreement and permission in writing of the Vitec Group plc.

Disclaimer

The information contained in this manual is believed to be correct at the time of printing. Vitec Production Solutions Inc. reserves the right to make the changes to the information or specifications without obligation to notify any person of such revisions or changes. Changes will be incorporated in new versions of the publication.

We are making every effort to ensure that our manuals are updated on a regular basis to reflect changes to the product Specifications and features. Should this manual not contain information on the core functionality of your product, please let us know. You may be able to access the latest revision of this manual from our website.

Vitec Production Solutions Inc. reserves the right to make changes to product design and functionality without notification.

Trademarks

All product trademarks and registered trademarks are the property of Vitec Production Solutions.
All other trademarks and registered trademarks are the property of the respective companies.

Published by:

Vitec Production Solutions Inc.
Email: technical.publications@vitecgroup.com

Copyright © 2021

Vitec Production Solutions Inc.

All rights reserved

Warning Symbols Used in these Instructions	4
Intended Use	4
SAFETY	4
About this user guide.	6
Battery Compatibility .	7
Components and Connections ...	7
Technical Specifications ..	8
Physical Data ..	8
After Sales Support	8
General Notices	9
Warranty	10

Important information on the safe installation and operation of this product. Read this information before operating the product. For your personal safety, read these instructions. Do not operate the product if you do not understand how to use it safely. Save these instructions for future reference.

Warning Symbols Used in these Instructions

Safety cautions are included in these instructions. These safety instructions must be followed to avoid possible personal injury and avoid possible damage to the product.



WARNING! Where there is a risk of personal injury or injury to others, comments appear supported by the warning triangle symbol. Where there is a risk of damage to the product, associated equipment, process or surroundings, comments appear supported by the word 'Caution'.



ELECTRIC SHOCK Where there is a risk of electric shock, comments appear supported by the hazardous voltage warning triangle.

Intended Use

The Anton/Bauer P-Tap charger is the perfect solution for charging 14.4V batteries when you are out on the go.

No need to carry a V-Mount or Gold Mount charger - simply plug the lightweight charger into an Anton/Bauer battery for a boost of power.

Electrical Connection



WARNING! Risk of electric shock. Do not remove cover, no user serviceable parts inside the product.



WARNING! Risk of electric shock. Always check cables for signs of damage. Damaged cables can cause personal injury and/or damage the equipment.



WARNING! It is the responsibility of the local organization to ensure that the product is periodically checked for electrical safety in accordance with local regulations.



CAUTION! This product must be connected to a power supply of the same voltage (V) and current (A) as indicated on the product. Refer to the technical specifications for the product.



CAUTION! AC Mains plug or appliance coupler is to be used as a power disconnect device; make sure it is readily accessible.



CAUTION! All data connections to other devices must be made using shielded cables.



CAUTION! Using alternative power sources will invalidate the system EMC liability.



CAUTION! Do not exceed the current output limit of the product when powering auxiliary devices.



CAUTION! When powering the charger using a generator, the generator must produce a sine wave or modified sine wave output, otherwise, the charger may be damaged.



WARNING! RISK OF ELECTRICAL SHOCK: Refer servicing to qualified service personnel.

Basic Electrical Insulation (Class 1 Equipment)



WARNING! This product is Class 1 equipment. For safe operation this equipment must be connected to a power supply that has a protective earth connection (US: ground).

Operation



WARNING! Special precautions and handling instructions are contained in this user guide and should be strictly adhered to for safe and reliable operation.



WARNING! Never use flammable or combustible materials and solvents around batteries or chargers.



CAUTION! The product should not be used outside the operating temperature limits. Refer to the product technical specifications for the operating limits for the product.



CAUTION! Slots and openings are intended for ventilation purposes to ensure reliable operation of the product and protect it from overheating. Do not block or cover any slots and openings.



WARNING! Protect the product from water, moisture and dust. The presence of electricity near water can be dangerous.



WARNING! Charger must not be exposed to dripping or splashing and not to be used near objects filled with liquids.



WARNING! When cleaning the product, use a soft damp cloth only. Do not wet the exposed metal parts of the charging unit. Do not use solvents, detergents or scouring agents.

Maintenance



WARNING! The fitting of non-approved parts or accessories, or the carrying out of non-approved alterations or servicing can be dangerous and could affect the safety of the product. It may also invalidate the terms and conditions of the product warranty.



RISK OF ELECTRICAL SHOCK: Refer servicing to qualified service personnel.

Weekly, or as needed - Clean the device, associated components, and accessories as needed with a damp, non-saturated cloth or paper towel. Do not wet the exposed metal part of the battery charge terminals. Do not use solvents or scouring agents. Examples of approved solvents are Cidex® and Windex®. Consult Anton/Bauer Customer Support Group for approved list of cleaning agents.

Periodic cleaning of both the charger terminals and battery terminals will ensure continued reliable operation. Clean the terminals occasionally with a pencil eraser or lightly scrape the surface with a blunt instrument to help reduce the likely hood of build up causing poor communication or charging.

Contact Anton/Bauer Customer Support Group with additional inquiries as to maintenance.

Introduction

The Anton/Bauer P-Tap charger is the perfect solution for charging 14.4V batteries when you are out on the go.

The charger slips easily into your pocket or backpack - no need to carry a V-Mount or Gold Mount charger – simply plug the lightweight charger into an Anton/Bauer battery for a boost of power.

Lightweight, compact charger.

The go-anywhere charger.

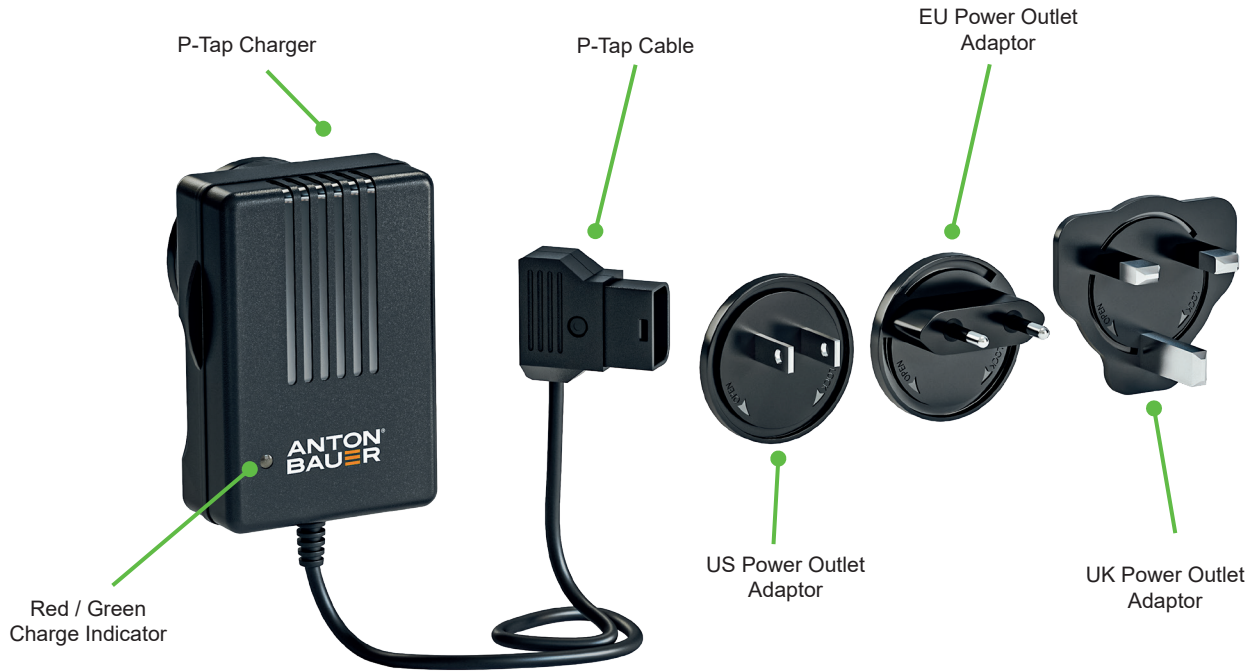
The P-Tap charger fully charges most 100W videographer batteries in approximately 5 hours to keep your story moving.


Compatible with global standards.

The Anton/Bauer P-Tap charger delivers consistent high-performance battery charging whether you are at home or anywhere else in the world. US, EU and UK power outlet adapters are included enabling you to safely charge your batteries in most countries without the need for extra international travel plug adapters or power transformers.

Battery Compatibility

Battery Gold and V Mount	P-Tap Charger
Dionic XT 90	✓
Dionic XT 150	✓
Titon 90	✓
Titon 150	✓
Titon 240	✓
Titon SL90	✓
Titon SL150	✓
Micro 45	✓
Micro 90	✓
Micro 150	✓
GO 90	✓
Titon Base	✓




 Electrical Data:	P-Tap
Output Connector	P-Tap
AC Input	100 - 240 VAC
Output Voltage	16.7 VDC at 1.5 A

	GM2	VM2
 Operating Temperature Range	14 to 95°F / -10 to 35°C	14 to 95°F / -10 to 35°C

After Sales Support

At Vitec Production Solutions we take great pride in the quality of our products and we also recognize that your experience with our products will be even more positive and productive with strong, effective support to back them up.

Vitec Production Solutions Service Centers are there to provide technical support for customers and partners, via telephone or email. For more information, including complete contact details, please go to: vitecsupport.com




www.vitecsupport.com

FCC Notice

This equipment has been tested and found to comply with the limits for a Class B digital device pursuant to Part 15 of the FCC Rules. These limits are designed to provide reasonable protection against harmful interference when the equipment is operated in a commercial environment. This equipment generates, uses, and can radiate radio frequency and, if not installed and used in accordance with the instruction manual, may cause harmful interference to radio communications.

Operation of this equipment in a residential area is likely to cause harmful interference in which case the user will be required to correct the interference at their own expense. This equipment has been approved by one or more agencies. All changes and/or modifications not expressly approved by Anton/Bauer could void the users' warranty and authority to operate this equipment. There are no serviceable parts in this equipment.



This warranty for the product specified in this document (“Product”) is given by Vitec Production Solutions (“Anton/Bauer”), 14 Progress Drive, Shelton, Connecticut 06484. If you (the purchaser of the Product from Anton/Bauer, or the person for whom the Product was purchased, if it was a gift) have any questions regarding Product applications, Product specification, or to obtain warranty service on this or any Anton/Bauer product, contact the company at the address above.

This product must be registered with Anton/Bauer within 30 days of purchase to assure warranty coverage. Register online at:

www.antonbauer.com

Warranty registration, including the serial numbers of Anton/Bauer chargers used with this battery, must be supplied to Anton/Bauer. Anton/Bauer will warranty the Product only against defects in material and workmanship for the period as follows from the date of purchase, in accordance with the terms set forth below, and then, only if the Product is used exclusively in conjunction with compatible Anton/Bauer chargers. If this battery or product is returned to Anton/Bauer for warranty service it will be required that you provide model names and serial numbers of compatible Anton/Bauer chargers with which this product was used.

Warranty 12 months: Anton/Bauer will repair or replace the Product at Anton/Bauer’s option and cost.

This warranty shall be effective only if Anton/Bauer receives notice of such defects in materials or workmanship during the period of the warranty. The liability of Anton/Bauer hereunder is expressly limited to a claim for repair or replacement of the Product or as otherwise stated herein at Anton/Bauer’s sole discretion. Notice of any claim under this warranty shall be delivered to Anton/Bauer during the period of the warranty and the Product shall be returned with its packaging promptly, at your expense, to an Anton/Bauer Customer Support Center or to the address above. Upon receipt of the Product and a record of

your compliance with the conditions of this warranty, Anton/Bauer will repair or replace the Product and return it to you, or issue a credit, as applicable. You are responsible for all shipping and handling charges to and from authorized facility.

This warranty does not apply to and is void in the case of defects or damage resulting from accidents, disaster, neglect, misuse, improper installation, improper or unauthorized service or maintenance, unauthorized replacement parts or attachments; or dysfunction or malfunction of, or caused by, any other product or device.

Misuse includes any use of the Product in other than its intended application, including the use of this Product with any charging device or accessory not manufactured by and/or specified by Anton/Bauer. This warranty does not cover, and Anton/Bauer assumes no responsibility for, any equipment or devices used in conjunction with the Product.

Anton/Bauer disclaims any liability for incidental or consequential damages for breach of any written or implied warranty of the product. Under no circumstances will Anton/Bauer be responsible for any special, incidental or consequential Damages.

This Warranty is to be construed and enforced in accordance with the law of the State of Connecticut, including the provisions of the Uniform Commercial Code as adopted and from time to time amended in the State of Connecticut, and not the Convention for the International Sale of Goods. This choice of Connecticut law is exclusive of any Connecticut law that would require reliance on any law foreign to Connecticut.

Should any action of law or in equity be brought by any person under this Warranty, such action shall be brought only in the United States District Court for the District of Connecticut, or in any Superior Court in Fairfield County, Connecticut, USA. Some states do not allow limitations on how long a warranty lasts, so the time period limitation herein may not apply to you. Some states do not allow the exclusion or limitation of incidental or consequential damages, so the above limitation or exclusion may not apply to you. This warranty gives you specific legal rights and you may have other legal rights which may vary from state to state. Use of unauthorized equipment in conjunction with Anton/Bauer products constitutes misuse under our warranties and may limit or void those warranties. Anton/Bauer does not authorize, condone, recommend, or otherwise assume any liability or responsibility resulting from the use of any battery, charger, or accessory made by Anton/Bauer with any battery, charger or accessory not manufactured, produced or sold by Anton/Bauer. Anton/Bauer only authorizes the use of original Anton/Bauer products with this Product. Use only original Anton/Bauer equipment with this Product.

**ANTON[®]
BAUER**

WHERE **POWERING**
CREATIVITY **HAS NEVER BEEN EASIER.**

EN

Publication No. 7595-0480-V0.1

antonbauer.com

 **Anton/Bauer**
A Vittec Group Brand



antonbauer.com